

# Highlights of the Year

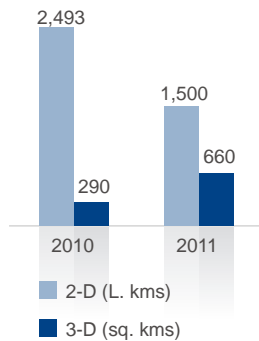
## Operational Highlights

- Two (2) oil, gas / condensate discoveries namely Gopang-1 and Sheikhan-1 were made by the Company.
- Crude oil production (net) on working interest basis averaged 37,370 Bopd.
- Gas production (net) on working interest basis averaged 1,013 MMcfd.
- LPG production (net) on working interest basis averaged 195 M.Tons per day.
- Seismic acquisition of 1,500 L. kms of 2-D and 660 sq. kms of 3-D.
- Twenty one (21) new wells {ten (10) exploratory / appraisal and eleven (11) development} spudded during the year.
- Commencement of production from Bahu and Sheikhan Fields.

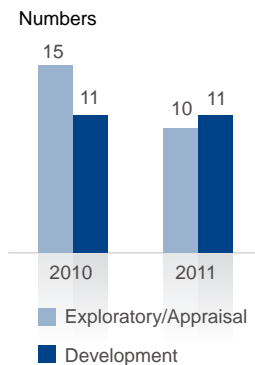
## Financial Highlights

- Sales revenue increased by 9.2% to Rs 155.6 billion (2009-10: Rs 142.6 billion).
- Net realized prices of crude oil and gas averaged US\$ 72.05 / Bbl and Rs 214.03 / Mcf respectively (2009-10: US\$ 61.37 / Bbl and Rs 186.47 / Mcf).
- Profit for the year rose by 7.4% to Rs 63.5 billion (2009-10: Rs 59.2 billion).
- Earnings per share increased to Rs 14.77 (2009-10: Rs 13.76).
- Dividend declared Rs 5.50 per share (2009-10: Rs 5.50 per share).
- Total assets increased to Rs 261.8 billion from Rs 228.9 billion.
- Contribution to national exchequer Rs 76.8 billion (2009-10: Rs 80.2 billion).

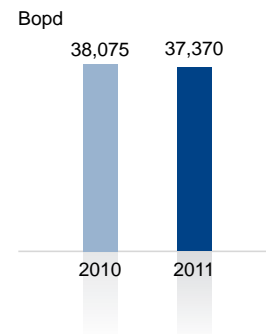
### Seismic Acquisition



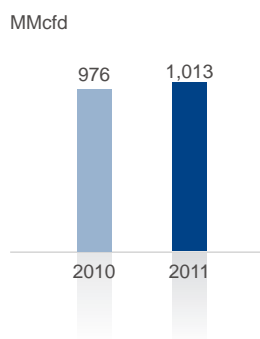
### Wells Spudded



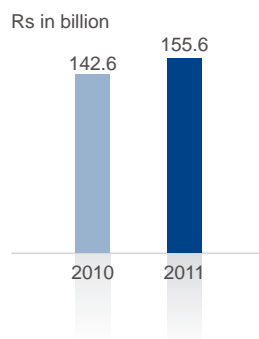
### Crude Oil Production



### Gas Production



### Sales Revenue



### Profit for the year

